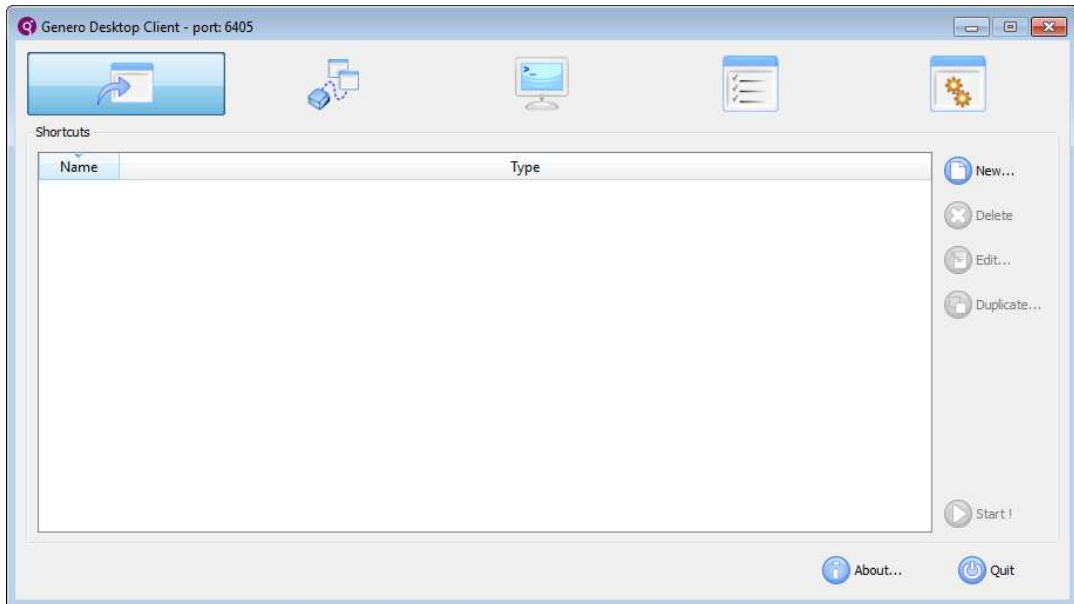



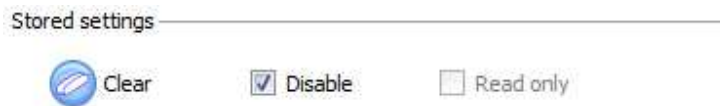
Saving your changes to screens

If you make changes to your screens like hiding fields or rearranging the order of fields, the Genero Desktop Client (GDC) setting needs to be updated so that these changes are not lost. To do this

1. Double click the client  and this screen will display:



2. Click on the  icon.
3. Click on the folder tab labeled Advanced.
4. Uncheck the Disable Stored Setting check box:



5. Click on the "x" in top right corner to exit the GDC program